



## SafeNet Project - Final Conference

# Presentation of the results of the continuous monitoring of online hate speech

Audrey Koulidiati

International League Against Racism and Antisemitism - Licra

Funded by the European Union. Views and opinions expressed are however those of the author(s) only and do not necessarily reflect those of the European Union. The European Union cannot be held responsible for them.

GA #: 101084457



**Co-funded by  
the European Union**

# The continuous monitoring presentation



SafeNet is a 24-month project to monitor and report online hate speech, gathering 21 organisations from 19 different countries.

At the beginning of the project, the objective was to analyse how IT platforms moderate illegal hate speech based on the basic guidelines of the EU Framework Decision 2008/913/JHA

With the adoption and entry into force of the DSA, the SafeNet project has also evolved to take account of this European regulation.



# The continuous monitoring presentation



- The consortium agreed to exclude from monitoring the platforms that have not signed the Code of Conduct on Countering Online Hate Speech.
- These last 22 months, SafeNet consortium reports several hate speech cases, mainly on 5 platforms.
- By 10 October 2024, the consortium had registered 19,757 reports, mainly on Facebook, Instagram, Twitter, TikTok and YouTube.



# Presentation plan



The presentation will focus on :

- The number of cases by organisation and by platforms
- The ground for hate speech
- The removal rate
- Feedback and the response time





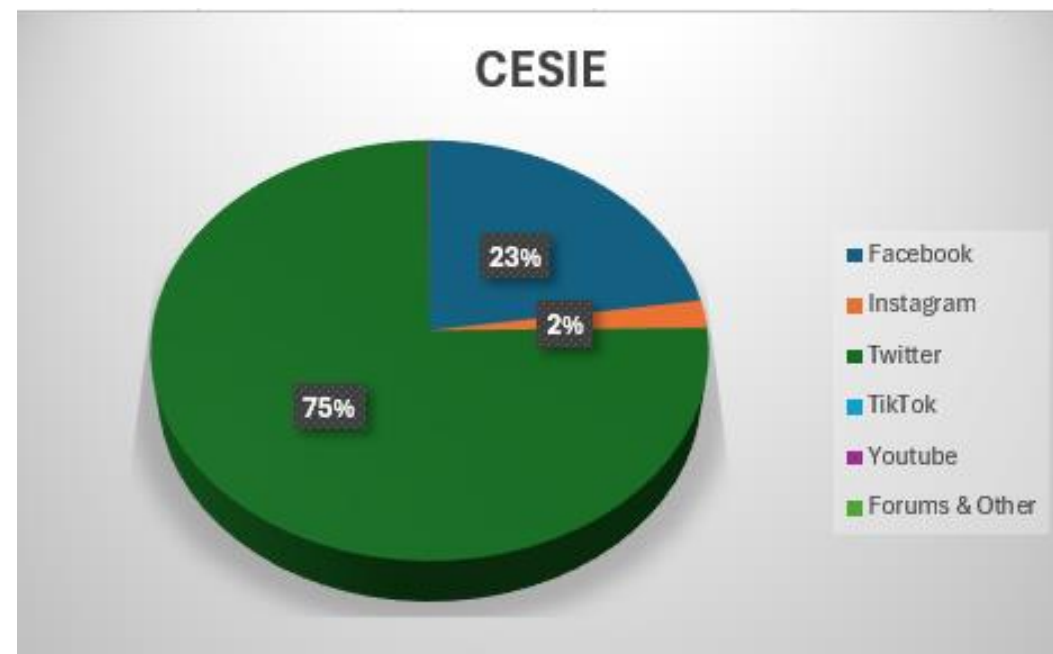
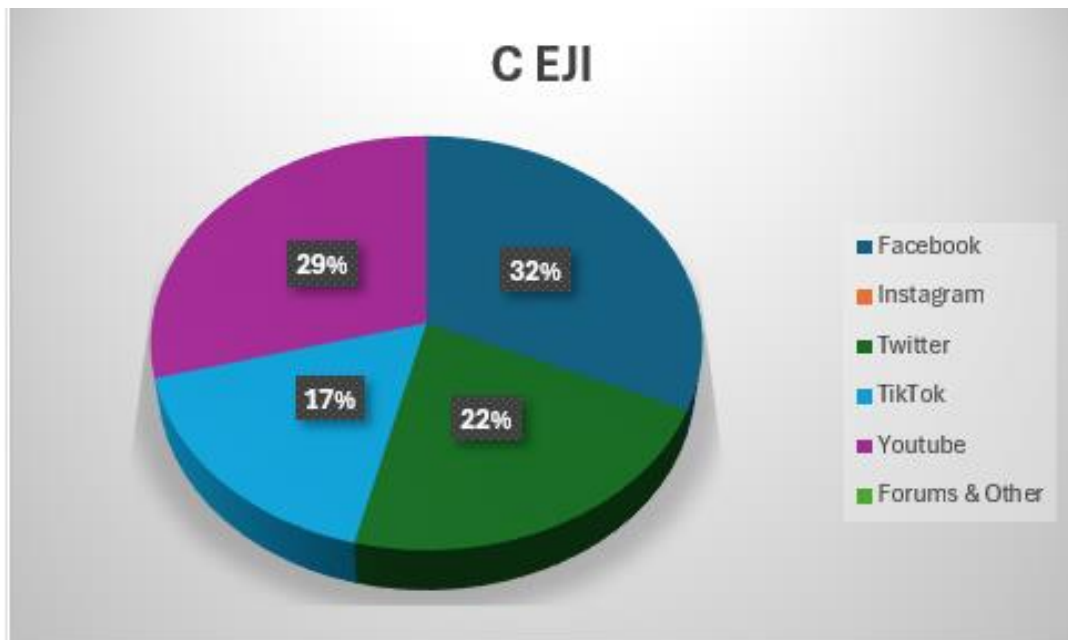
# The number of cases by organisation and by platform



Co-funded by  
the European Union

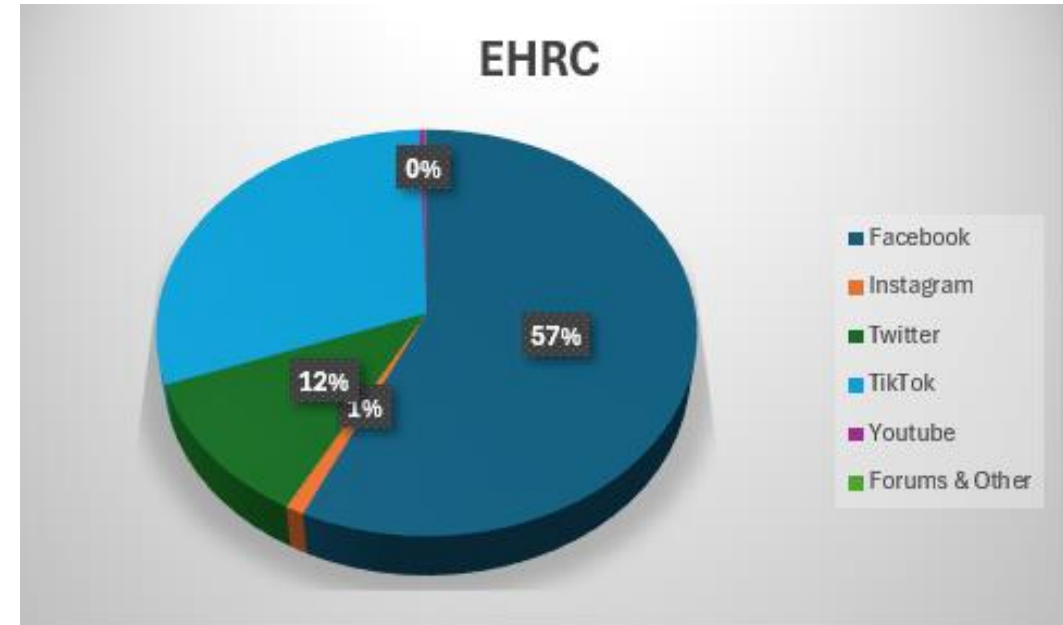
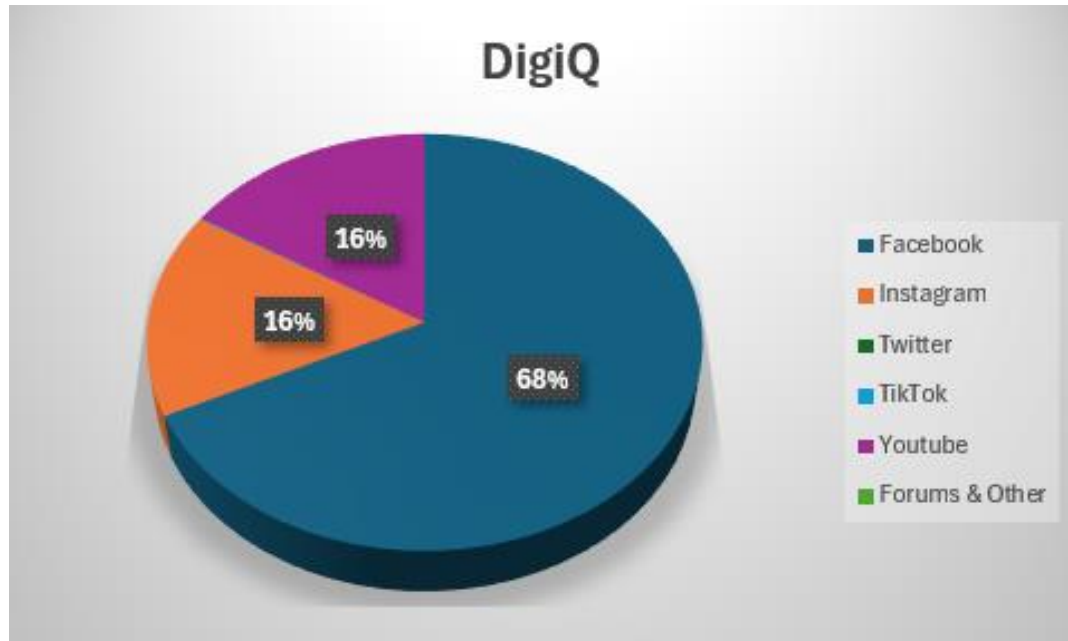
Organisations	Facebook	Instagram	Twitter	TikTok	Youtube	Forums & Other	Total
<b>CEJI</b>	219	0	153	117	202	0	<b>691</b>
<b>CESIE</b>	234	22	775		1	0	<b>1032</b>
<b>DigiQ</b>	694	163	0	1	165	0	<b>1023</b>
<b>EHRC</b>	612	11	124	324	4	1	<b>1076</b>
<b>ETEPE GHM</b>	171	196	722	0	7	1	<b>1097</b>
<b>HATTER Society</b>	183	8	498	6	70	0	<b>765</b>
<b>HRHZ</b>	346	157	27	271	24	0	<b>825</b>
<b>ILGA Portugal</b>	49	71	131	0	24	0	<b>275</b>
<b>INACH</b>	159	238	296	26	1	0	<b>720</b>
<b>Integro Ass</b>	368	79	206	98	7	8	<b>766</b>
<b>IT University</b>	537	0	717	58	0	0	<b>1312</b>
<b>Jugendschutz</b>	101	229	474	302	479	1	<b>1586</b>
<b>LCRH</b>	321	25	341	706	43	0	<b>1436</b>
<b>LGL</b>	845	0	0	0	2	0	<b>847</b>
<b>Licra</b>	10	116	776	109	5	0	<b>1016</b>
<b>MCI Spain</b>	28	27	480	61	12	1	<b>609</b>
<b>Never Again</b>	395	0	783	0	220	0	<b>1398</b>
<b>Plataforma Khetane</b>	3	45	531	58	6	55	<b>698</b>
<b>ROMEA</b>	260	103	149	93	112	0	<b>717</b>
<b>Subjective values</b>	1151	0	0	0	7	0	<b>1158</b>
<b>ZARA</b>	115	200	367	17	11	0	<b>710</b>
<b>TOTAL</b>	<b>6801</b>	<b>1690</b>	<b>7550</b>	<b>2247</b>	<b>1402</b>	<b>67</b>	<b>19757</b>

# The number of cases by organisation and by platform



	Facebook	Instagram	Twitter	TikTok	Youtube	Forums & Other		Facebook	Instagram	Twitter	TikTok	Youtube	Forums & Other
<b>CEJI</b>	219	0	153	117	202	0	<b>CESIE</b>	234	22	775	0	1	0

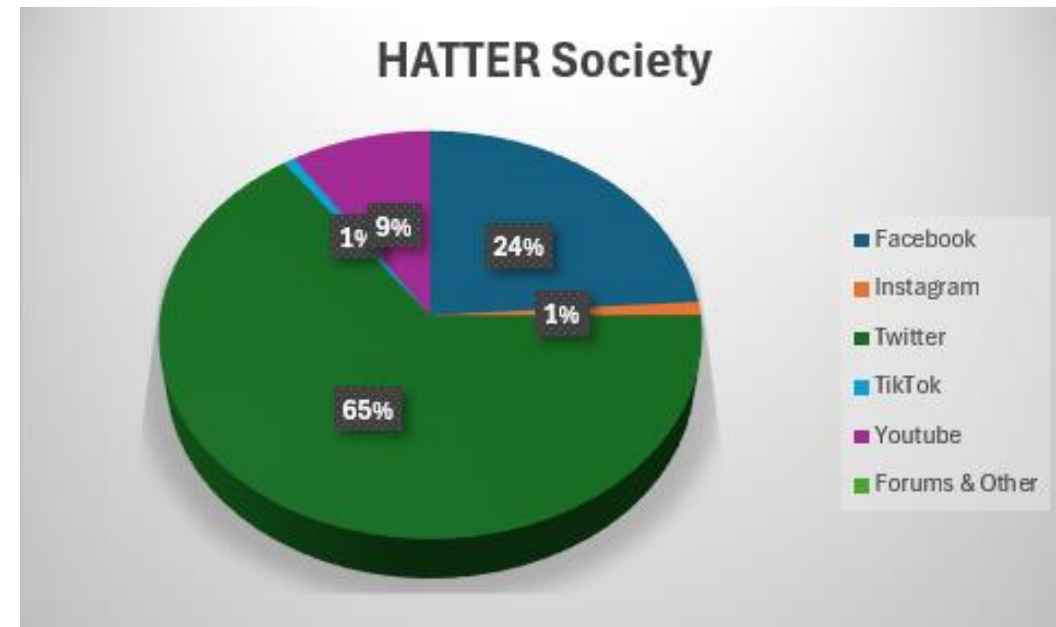
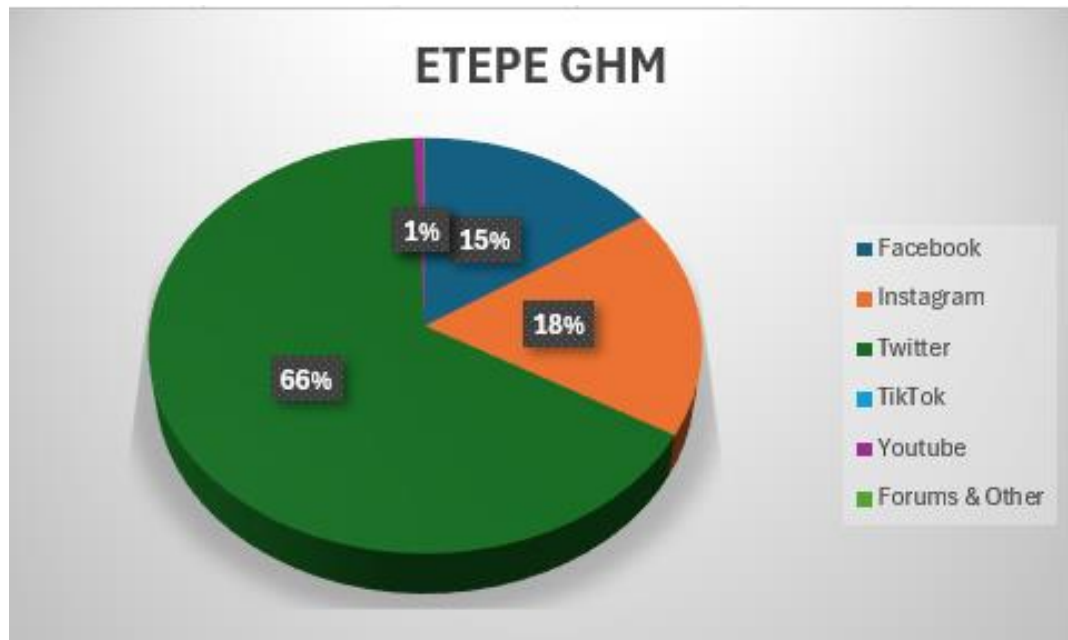
# The number of cases by organisation and by platform



	Facebook	Instagram	Twitter	TikTok	Youtube	Forums & Other		Facebook	Instagram	Twitter	TikTok	Youtube	Forums & Other
<b>DigiQ</b>	694	163	0	1	165	0	<b>EHRC</b>	612	11	124	324	4	1

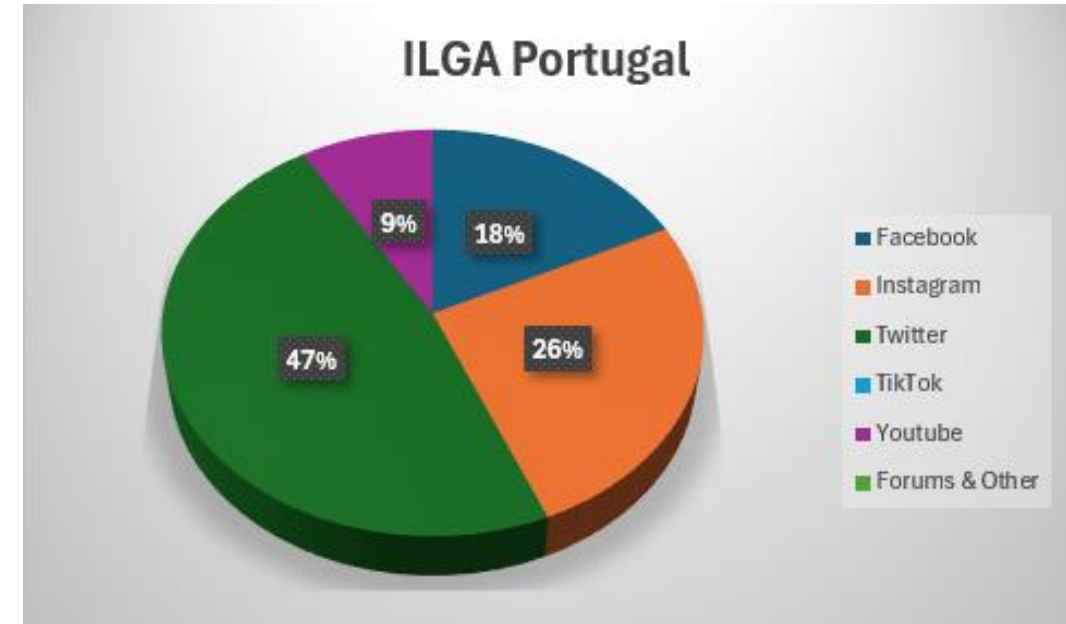
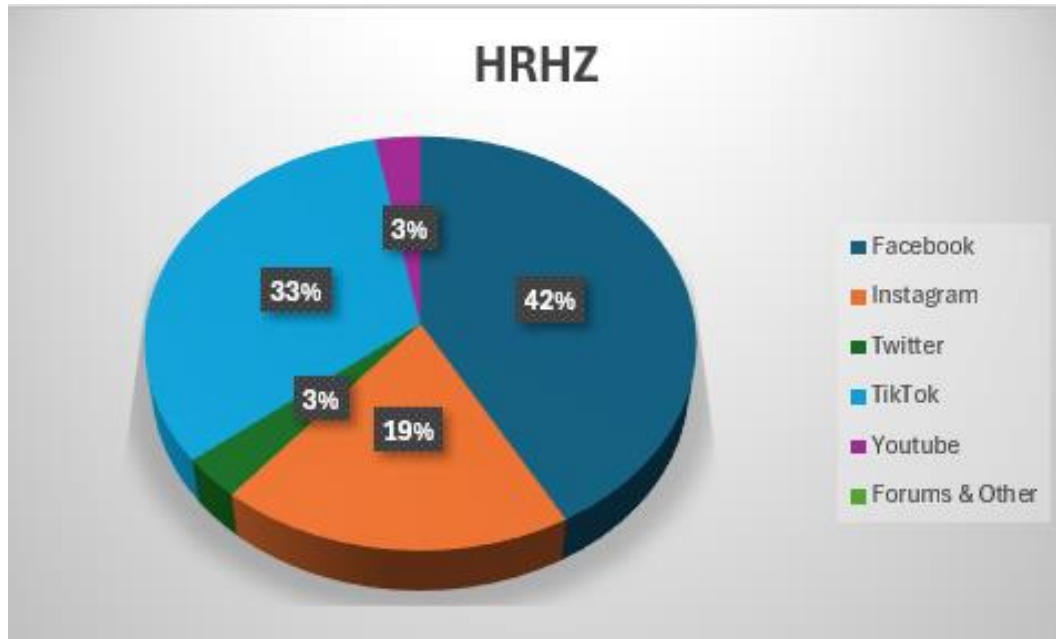


# The number of cases by organisation and by platform



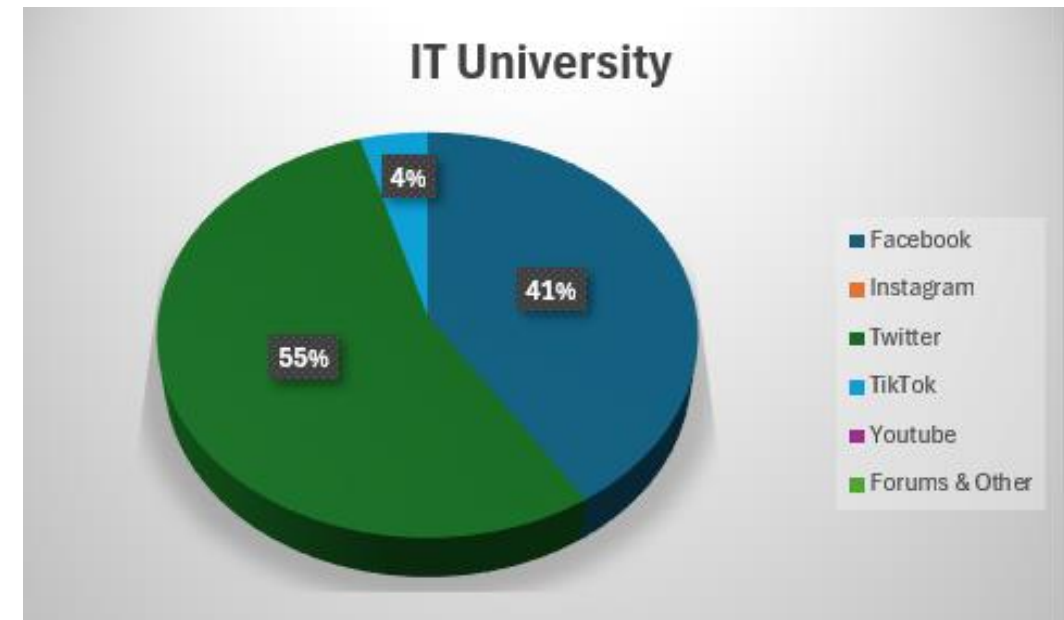
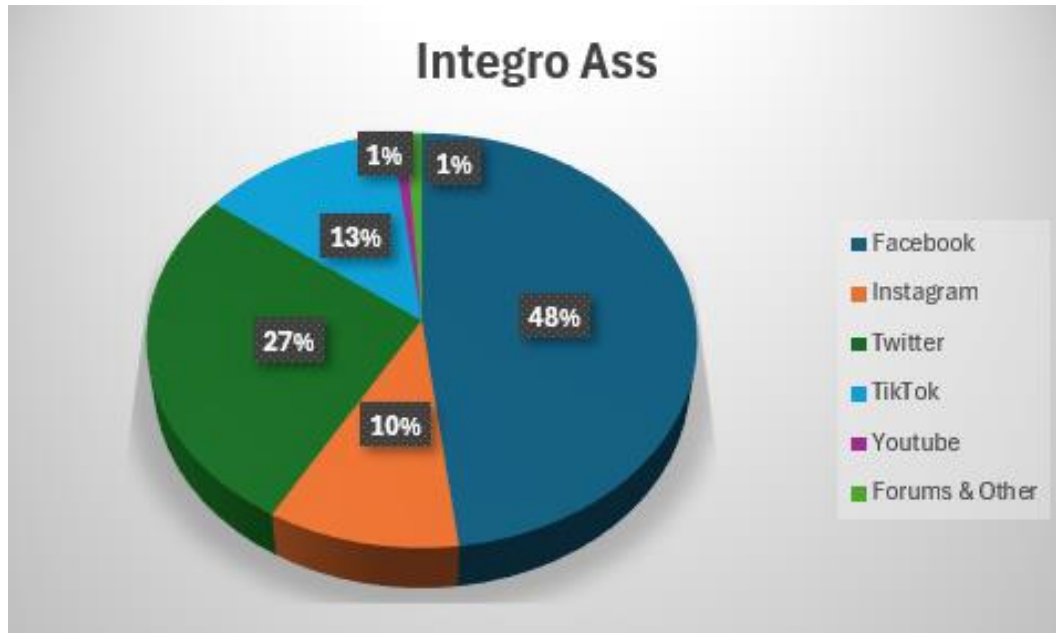
	Facebook	Instagram	Twitter	TikTok	Youtube	Forums & Other		Facebook	Instagram	Twitter	TikTok	Youtube	Forums & Other
<b>ETEPE GHM</b>	171	196	722	0	7	1	<b>HATTER Society</b>	183	8	498	6	70	0

# The number of cases by organisation and by platform



	Facebook	Instagram	Twitter	TikTok	Youtube	Forums & Other		Facebook	Instagram	Twitter	TikTok	Youtube	Forums & Other
<b>HRHZ</b>	346	157	27	271	24	0	<b>ILGA Portugal</b>	49	71	131	0	24	0

# The number of cases by organisation and by platform

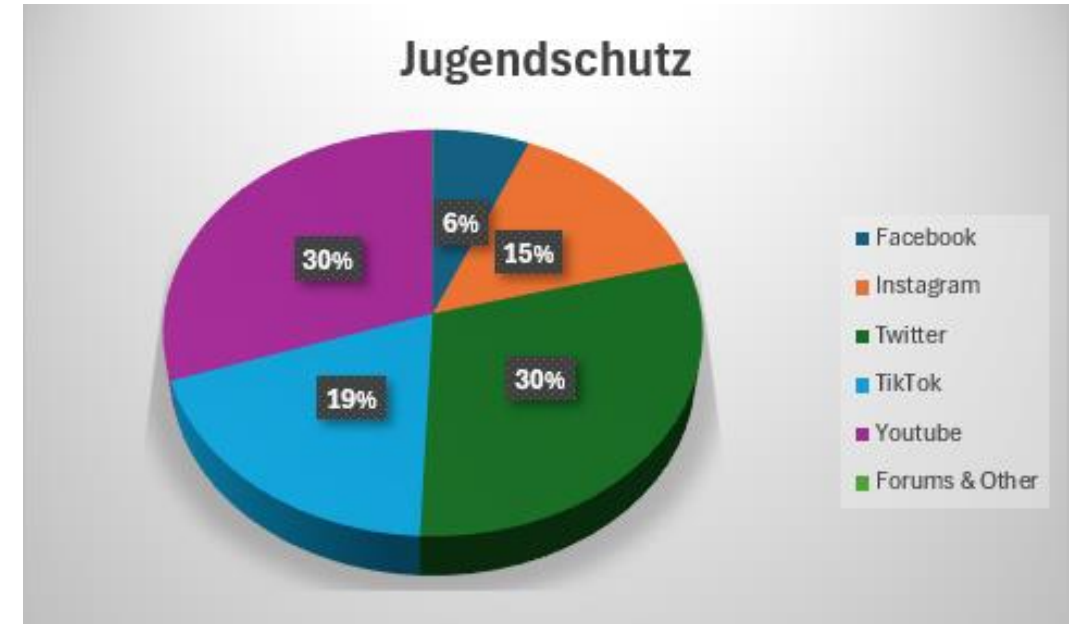
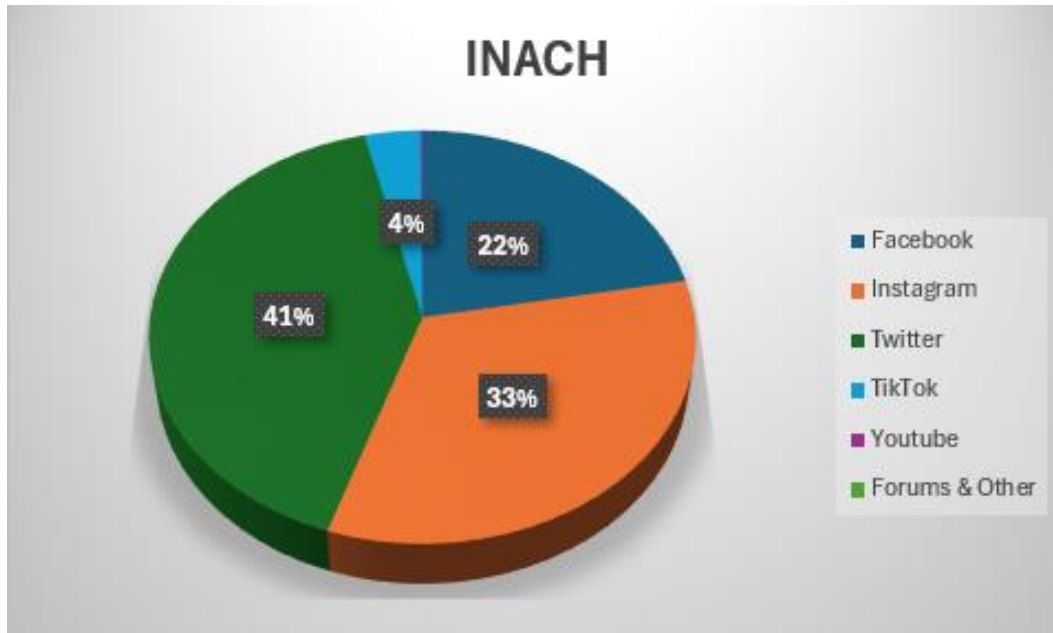


	Facebook	Instagram	Twitter	TikTok	Youtube	Forums & Other		Facebook	Instagram	Twitter	TikTok	Youtube	Forums & Other
<b>Integro Ass</b>	368	79	206	98	7	8	<b>IT University</b>	537	0	717	58	0	0



Co-funded by  
the European Union

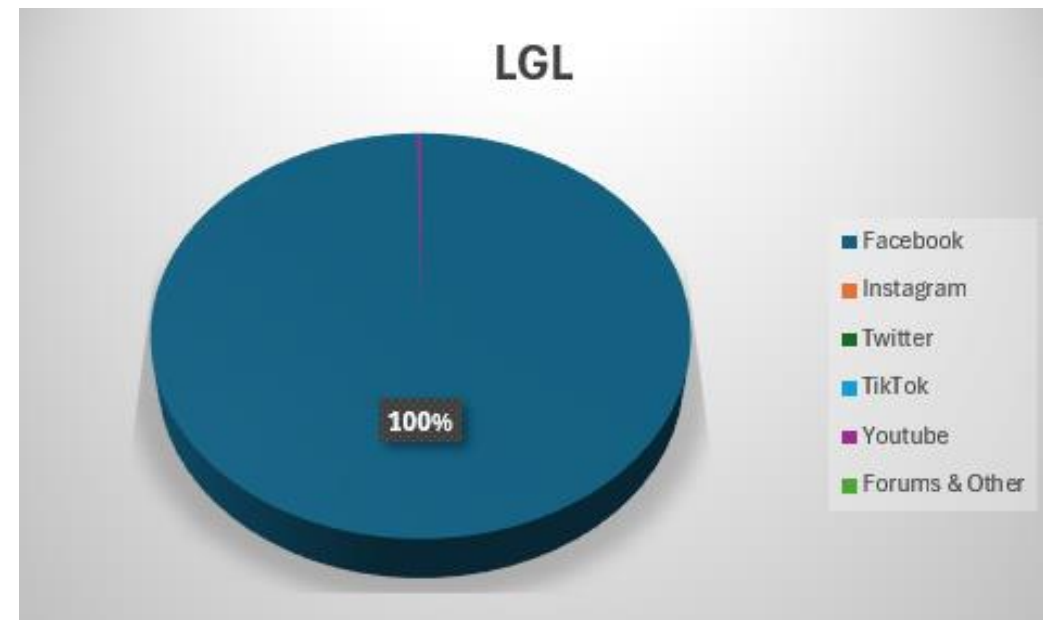
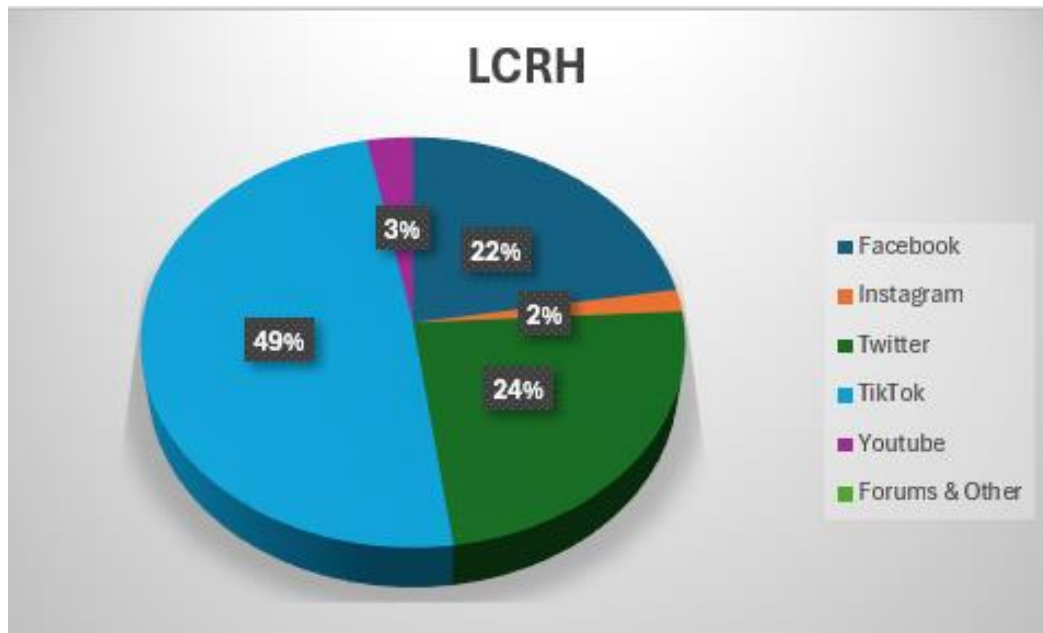
# The number of cases by organisation and by platform



	Facebook	Instagram	Twitter	TikTok	Youtube	Forums & Other		Facebook	Instagram	Twitter	TikTok	Youtube	Forums & Other
<b>INACH</b>	159	238	296	26	1	0	<b>Jugendschutz</b>	101	229	474	302	479	1

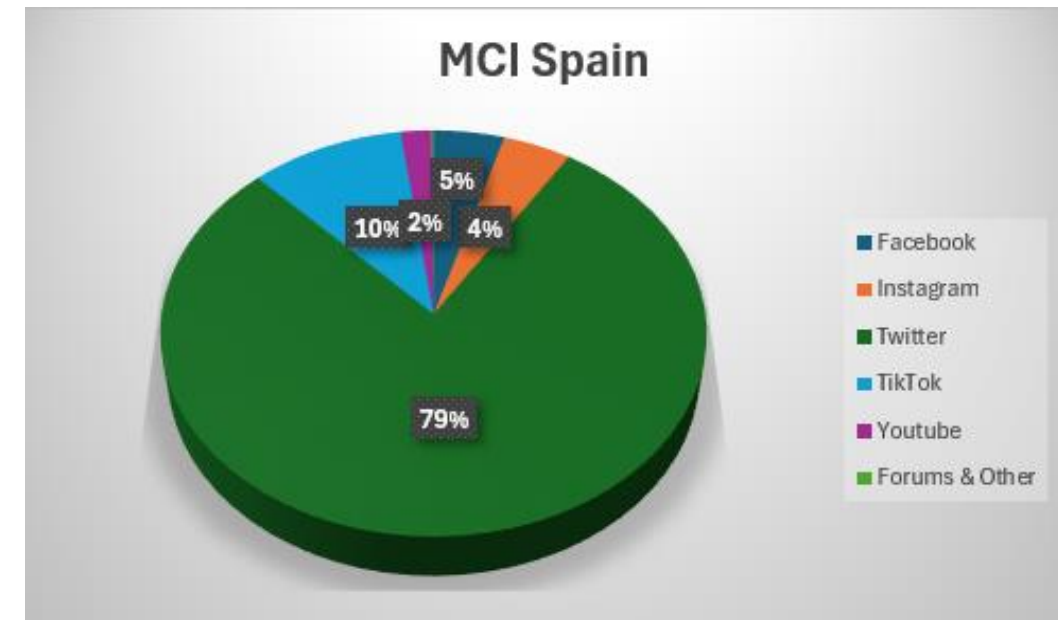
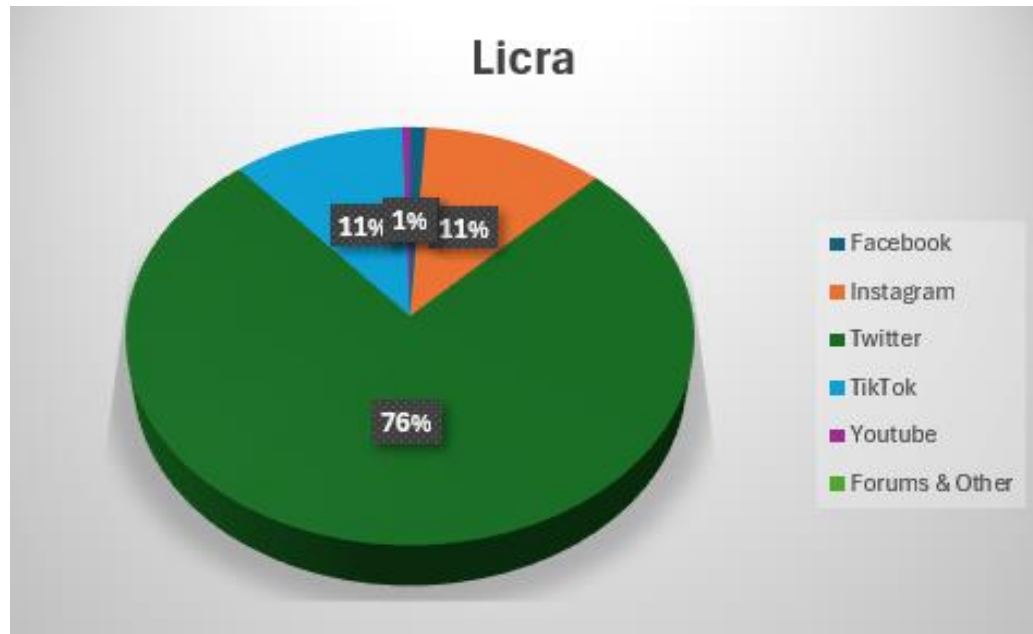


# The number of cases by organisation and by platform



	Facebook	Instagram	Twitter	TikTok	Youtube	Forums & Other		Facebook	Instagram	Twitter	TikTok	Youtube	Forums & Other
<b>LCRH</b>	321	25	341	706	43	0	<b>LGL</b>	845	0	0	0	2	0

# The number of cases by organisation and by platform



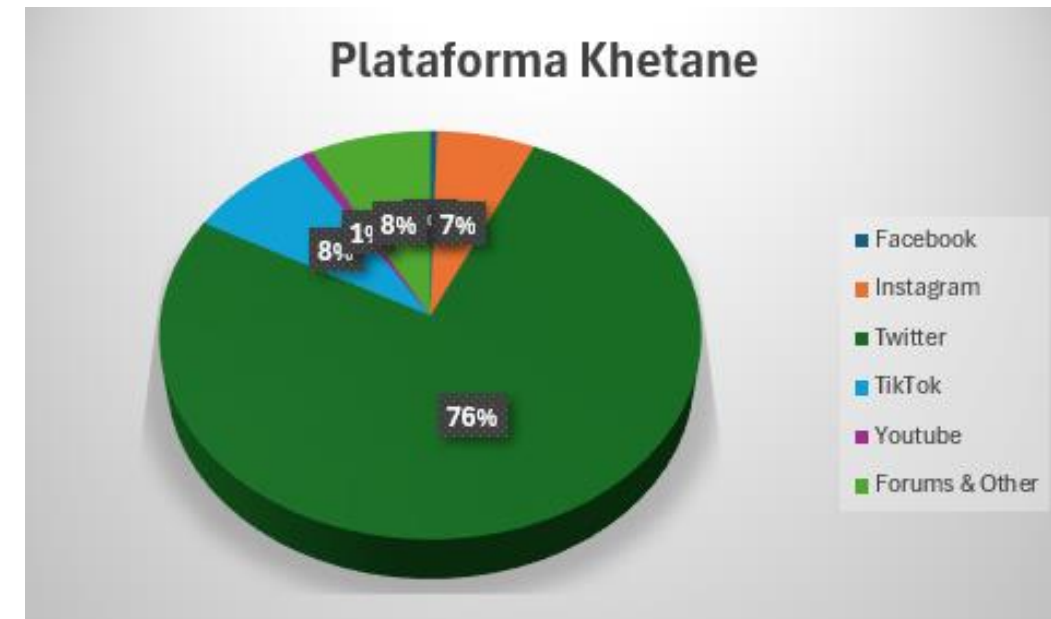
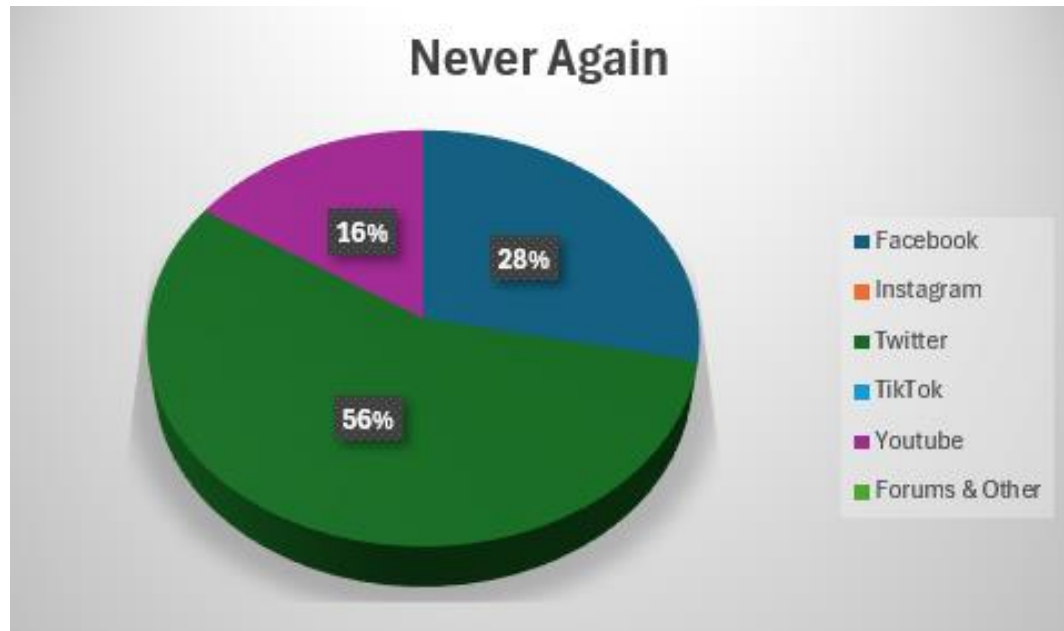
	Facebook	Instagram	Twitter	TikTok	Youtube	Forums & Other		Facebook	Instagram	Twitter	TikTok	Youtube	Forums & Other
<b>Licra</b>	10	116	776	109	5	0	<b>MCI Spain</b>	28	27	480	61	12	1



Co-funded by  
the European Union



# The number of cases by organisation and by platform

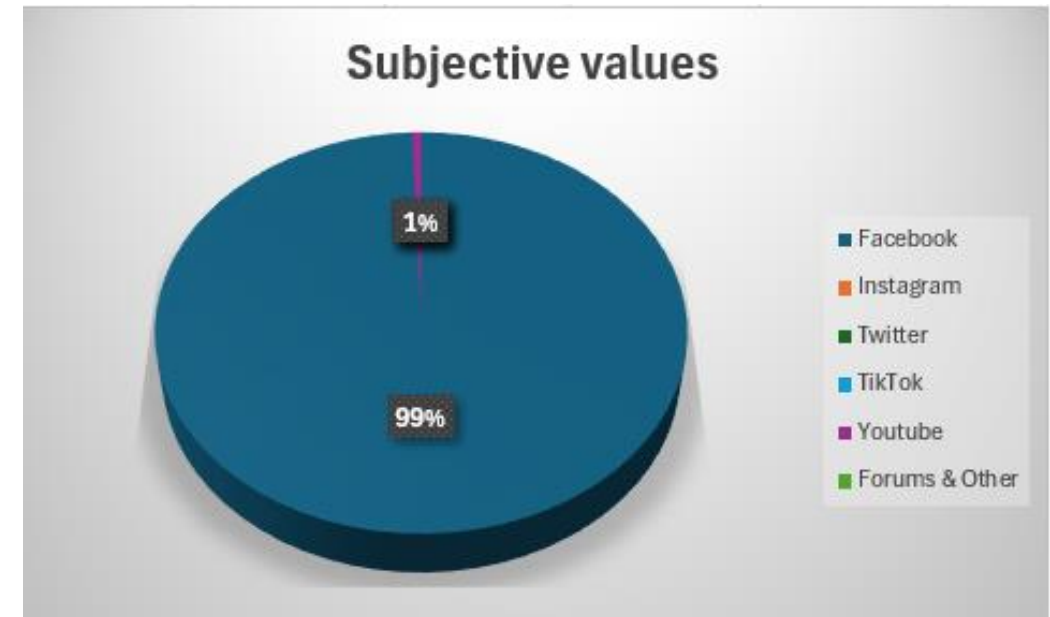
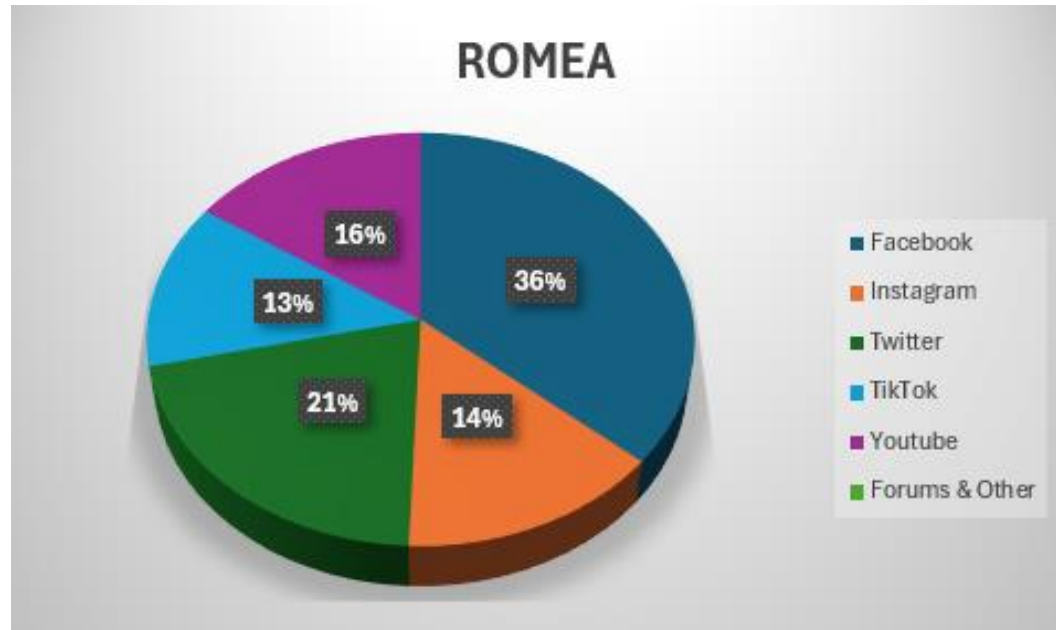


	Facebook	Instagram	Twitter	TikTok	Youtube	Forums & Other		Facebook	Instagram	Twitter	TikTok	Youtube	Forums & Other
<b>Never Again</b>	395	0	783	0	220	0	<b>Plataforma Khetane</b>	3	45	531	58	6	55



Co-funded by  
the European Union

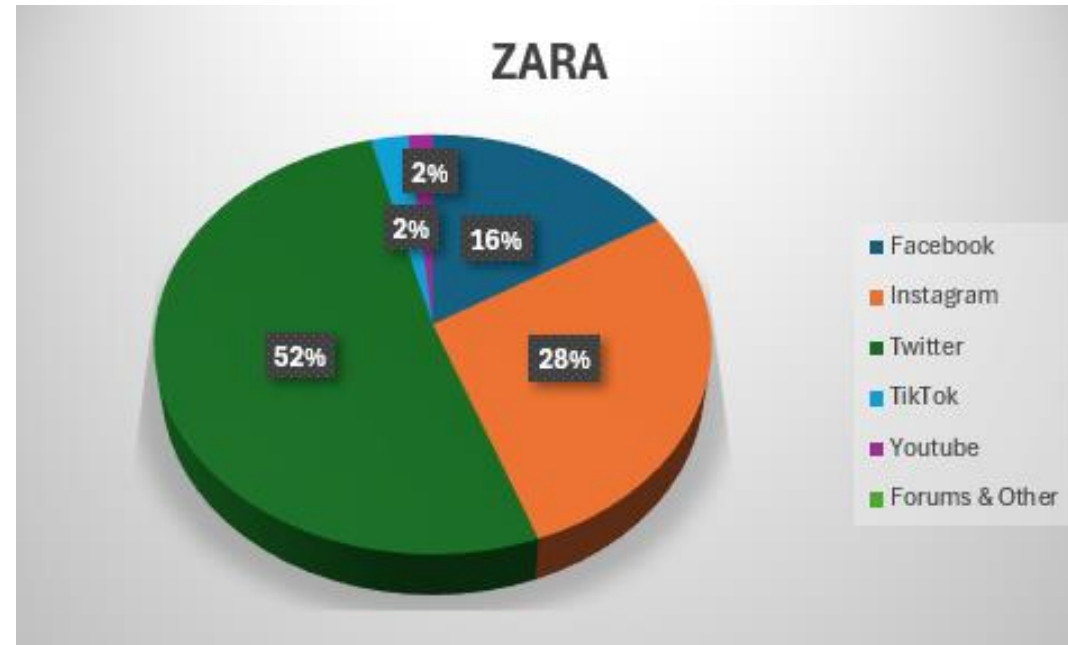
# The number of cases by organisation and by platform



	Facebook	Instagram	Twitter	TikTok	Youtube	Forums & Other		Facebook	Instagram	Twitter	TikTok	Youtube	Forums & Other
<b>ROME A</b>	260	103	149	93	112	0	<b>Subjective values</b>	1151	0	0	0	7	0

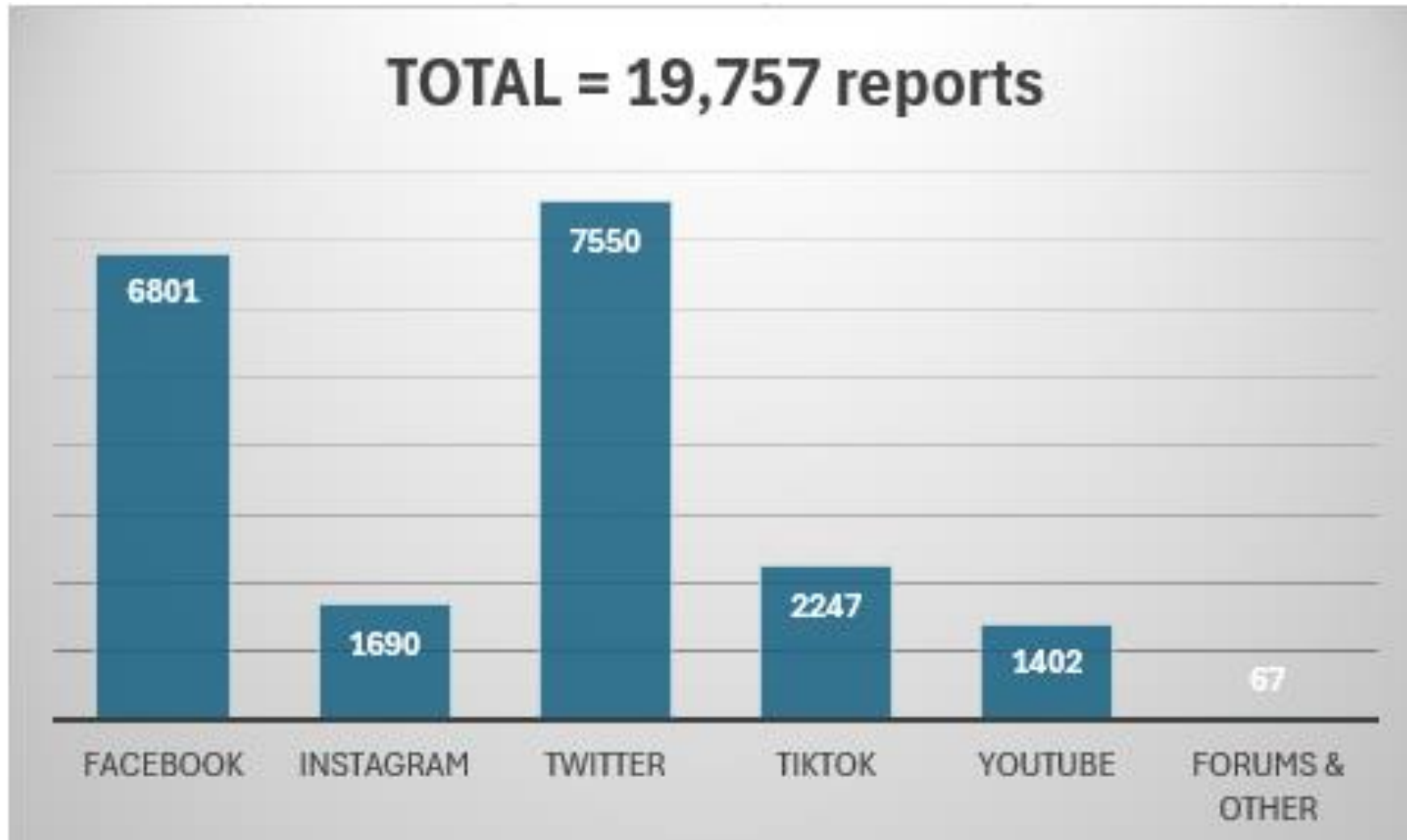


# The number of cases by organisation and by platform



	Facebook	Instagram	Twitter	TikTok	Youtube	Forums & Other
ZARA	115	200	367	17	11	0

# The number of cases by organisation and by platform





# The ground for hate speech



Co-funded by  
the European Union

# Ground for hate speech



Members of SafeNet's consortium agreed on monitoring online hate speech with an intersectional approach and all types and forms of online hate speech found on IT platforms, including visuals, images, memes and symbols.

It is important to note that partners are not obliged to report all types of hate speech, as some are specialised in specific types of hate.



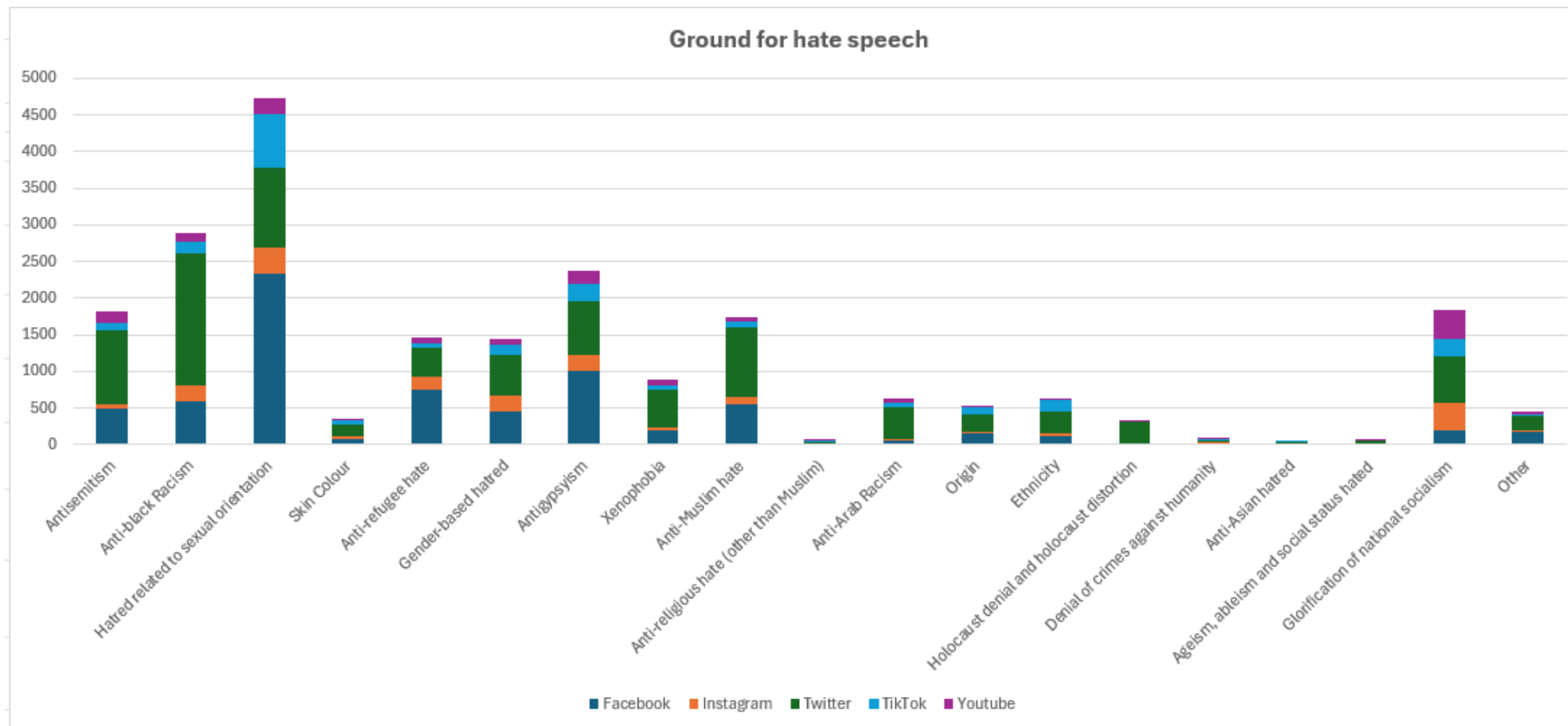
# Ground for hate speech

## Attention

Please note that the data are higher than those given in the previous tables. This is due to the **high number of intersectional hate speech cases**. As a result, a report may be classified under more than one type of grounds.

	Facebook	Instagram	Twitter	TikTok	Youtube	Total
Antisemitism	495	49	1016	93	173	1826
Anti-black Racism	590	214	1802	164	128	2898
Hatred related to sexual orientation	2327	367	1078	749	212	4733
Skin Colour	86	39	153	58	10	346
Anti-refugee hate	760	159	396	60	86	1461
Gender-based hatred	454	222	559	121	89	1445
Antigypsyism	1003	227	733	233	182	2378
Xenophobia	205	39	508	65	66	883
Anti-Muslim hate	543	111	954	80	45	1733
Anti-religious hate (other than Muslim)	14	4	17	12	2	49
Anti-Arab Racism	54	28	431	57	65	635
Origin	146	29	241	90	19	525
Ethnicity	120	38	294	161	17	630
Holocaust denial and holocaust distortion	14	5	286	12	9	326
Denial of crimes against humanity	27	7	32	14	2	82
Anti-Asian hatred	2	0	32	3	0	37
Ageism, ableism and social status hated	11	11	35	6	10	73
Glorification of national socialism	203	375	631	242	386	1837
Other	179	16	194	24	31	444
<b>Total</b>	<b>7233</b>	<b>1940</b>	<b>9392</b>	<b>2244</b>	<b>1532</b>	<b>22341</b>

# Ground for hate speech





# The removal rate



Co-funded by  
the European Union



# Removal rate



Members of SafeNet's consortium have expertise in reporting illegal online hate speech, corresponding to each partner's local laws.

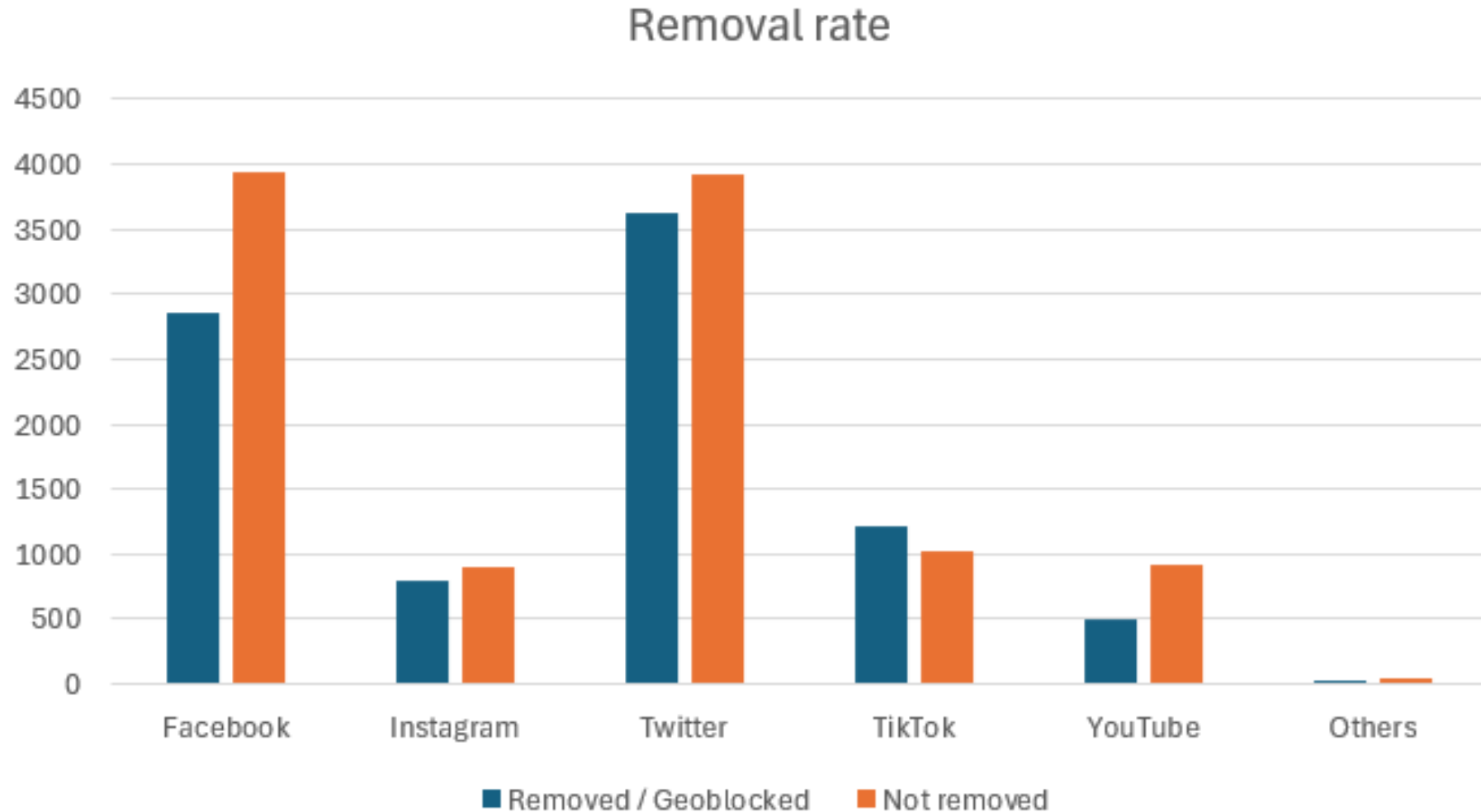
Members of the consortium reported illegal hate speech AND harmful hate speech. Note that of the 19,757 reports, 1,341 concerned harmful hate speech ; it represents 6.8% of the reports.



# Removal rate

	Facebook	Instagram	Twitter	TikTok	YouTube	Others
Removed / Geoblocked	2860	789	3620	1216	492	21
Not removed	3941	901	3930	1031	910	46
Total	6801	1690	7550	2247	1402	67

# Removal rate



# Removal rate

- The members of the consortium are unanimously of the opinion that the removal rate is not satisfying.
- There is still room for improvement for platforms.
- The members of the consortium remain available to discuss with the platforms and work together to find solutions to improve the removal of online hate contents.



# Feedback and time for response



Co-funded by  
the European Union

# Feedback rate

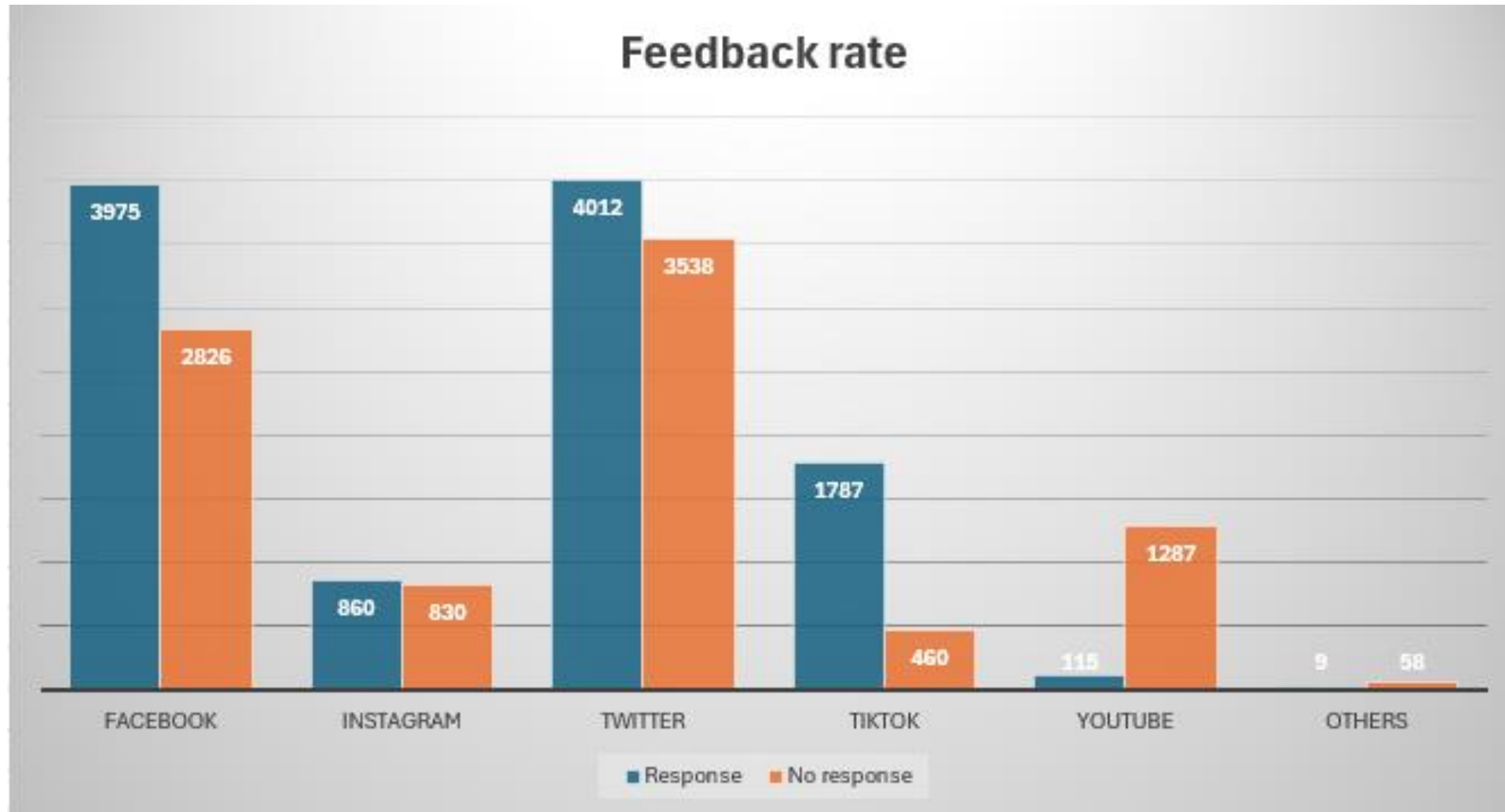
The feedback we get from the platforms is very important:

- It allows us to follow up on reports more effectively.
- In case of disagreement, it enables us to argue more effectively when we make a Trusted Flagger or an appeal.
- It improves communication between the platforms and the members of civil society who make the reports and helps us to understand certain decisions.

# Feedback rate

	Facebook	Instagram	Twitter	TikTok	Youtube	Others	Total
Within 24H	1667	370	2051	807	82	0	<b>4977</b>
After 24H	2308	490	1961	980	33	9	<b>5781</b>
No response	2826	830	3538	460	1287	58	<b>8999</b>
Total	<b>6801</b>	<b>1690</b>	<b>7550</b>	<b>2247</b>	<b>1402</b>	<b>67</b>	<b>19757</b>

# Feedback rate



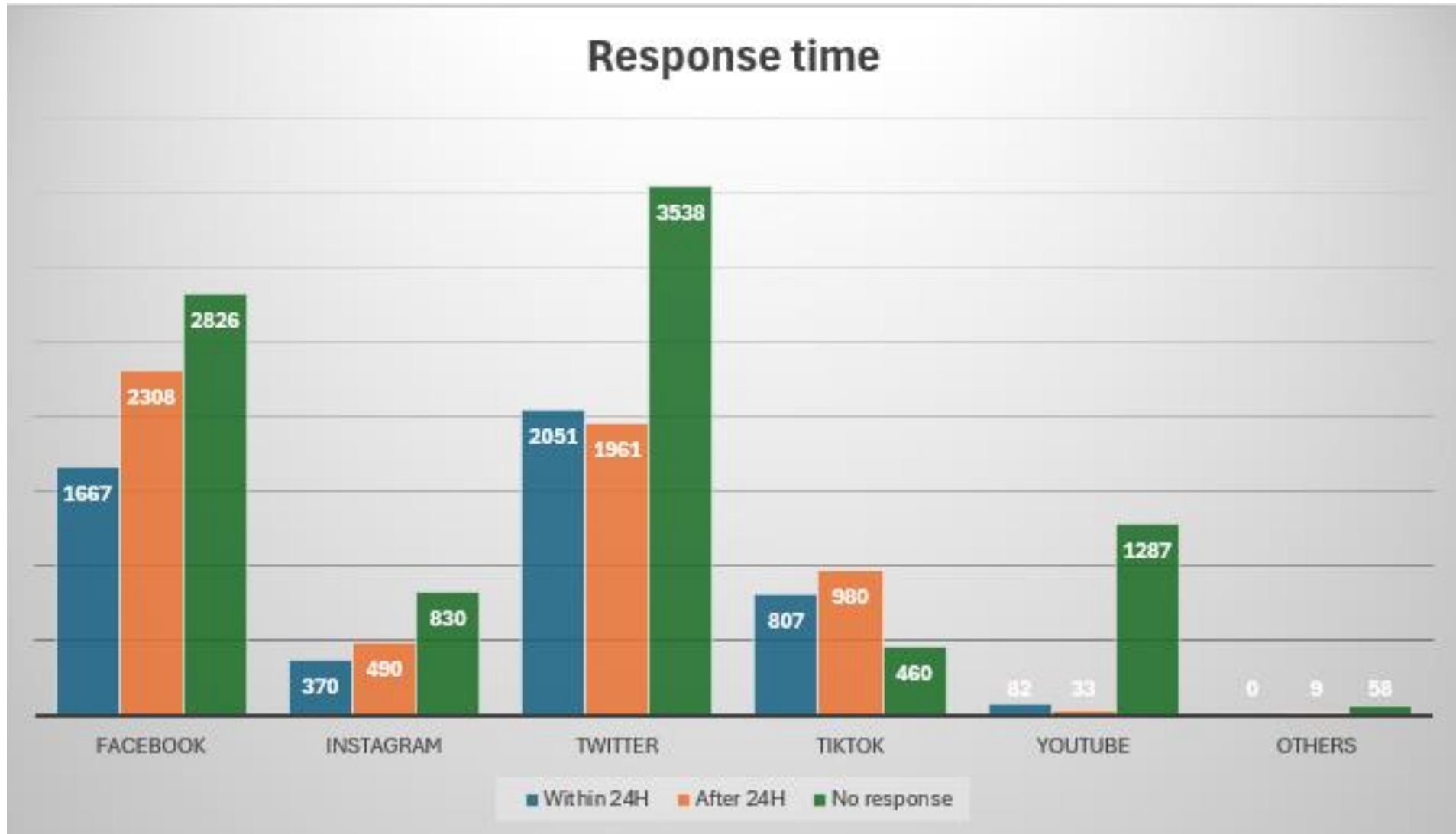


# Response time

Since the last advocacy roundtable, there is an improvement concerning the feedback rate and the time for response.

	Facebook	Instagram	Twitter	TikTok	Youtube	Others	Total
Within 24H	1667	370	2051	807	82	0	<b>4977</b>
After 24H	2308	490	1961	980	33	9	<b>5781</b>
No response	2826	830	3538	460	1287	58	<b>8999</b>
Total	<b>6801</b>	<b>1690</b>	<b>7550</b>	<b>2247</b>	<b>1402</b>	<b>67</b>	<b>19757</b>

# Response Time



# What's next?

- CivilNet Project: Safeguarding Safety on the Net through Civil Society Strength
  - ✓ Focus on DSA
  - ✓ Six-monthly data analysis
  - ✓ More reports of online hate content written in English



Thank you for your attention



[Website](#)



[Facebook](#)



[Twitter \(X\)](#)



[Instagram](#)

